

# 5 EXPERT AI PROMPTS THAT SAVE 5 HOURS THIS



REAL PROMPTS. REAL TIME SAVED.

*Less grind. More growth.*

# 5 Expert AI Prompts That Save 5 Hours This Week

Real Prompts. Real Time Saved.

*Less grind. More growth.*

---

## Introduction: The Time Trap Solopreneurs Fall Into

If you're a solopreneur or small business owner, your calendar probably looks like a war zone—emails to write, social posts to publish, client onboarding to manage, and ads that never seem to convert. You're not short on ideas—you're short on **time**.

You wear every hat in the business—marketer, manager, copywriter, customer service. It's not about working harder. It's about working *smarter*.

Worse, when you try to speed things up with AI tools, you end up with robotic results that sound nothing like you—or worse, content that damages your brand.

That's where this quick-start guide comes in.

You're about to discover **5 expert-engineered AI prompts**, each one carefully crafted to give you polished, professional results that sound like they came from a \$5K/month marketing team—not a bot. The best part? Each one is designed to save **at least an hour per use**.

Let's get into it.

---

## Section 1: 5 High-Impact Use Cases

### Prompt #1: Done-For-You Client Email Response

**Use Case:** New client onboarding email or lead response.

**Prompt:** > *Act as: A friendly yet professional business consultant. Task: Write a welcome email for a new client in [industry]. Tone: Warm, clear, and expert. Audience: First-time clients. Length: Under 200 words. Include: Summary of services, onboarding link, and warm close. Constraints: Avoid jargon. Output: Email ready to send.*

**Quick Use:** *Copy, paste, and update [industry] in your GPT, run it, email is ready in 1 minute.*

**Why It Works:** Cuts the stress of writing that perfect first impression. Saves 1+ hour of overthinking and revision.

#### Sample Output:

Subject: Welcome to [Your Company Name]! We're Excited to Work With You!

Dear [Client Name],

A warm welcome from the entire team at [Your Company Name]! We are thrilled to have you join us and look forward to a successful partnership.

At [Your Company Name], we specialize in [brief, jargon-free summary of services, e.g., "helping businesses like yours streamline their operations and achieve their growth goals" or "creating stunning digital experiences that connect with your audience"]. Our goal is to provide you with [key benefit, e.g., "tailored solutions" or "expert guidance"] that meet your unique needs in the [industry] sector.

To help us get started smoothly, please visit our onboarding portal here: [Onboarding Link]. This will guide you through the initial steps and ensure we have all the necessary information.

We're committed to making this a valuable and positive experience for you. If you have any questions at all, please don't hesitate to reach out.

Warmly,

The Team at [Your Company Name]

[Your Website/Contact Info]

---

## Prompt #2: Social Media Post That Builds Authority

**Use Case:** Creating a week's worth of authority-building posts.

**Prompt:** > *Act as: A thought leader in [industry]. Task: Write 5 short-form posts to position me as an expert. Tone: Helpful, credible, and insightful. Audience: Ideal clients. Length: Under 150 words each. Include: A mix of tips, mini-stories, and common mistakes. Constraints: Avoid sounding robotic. Output: 5 posts.*

**Quick Use:** Copy, paste, and update [industry] in your GPT, run it, posts are ready in 1 minute.

**Why It Works:** You look like you're "everywhere" without spending your whole week writing.

**Sample Output:**

### Post 1: Common Mistake & Quick Fix

**Are you making this common mistake in [industry]?** Many businesses focus solely on [common but limited approach], missing out on [better outcome]. For example, I recently saw a client double their [key metric] by shifting their focus to [alternative, insightful approach]. Don't just follow the crowd; look for the overlooked opportunities. What's one area you could rethink today? #ThoughtLeadership #[Industry]Tips

### Post 2: Insightful Tip

**Unlock [desired outcome] with this simple shift.** In [industry], true success often lies not in doing more, but in doing the *right* things. Consider [specific, actionable tip, e.g., "automating your initial client outreach"]. This frees up valuable time for high-impact activities like [example high-impact activity]. Small changes, big results. What's your biggest time-saver? #ExpertAdvice #[Industry]Insights

### Post 3: Mini-Story & Lesson

**The unexpected lesson from [brief, relatable industry anecdote].** I once worked with a [type of client] who was struggling with [problem]. They thought [initial solution] was the answer, but after digging deeper, we discovered [root cause]. By addressing that, they achieved [positive result]. It taught me that often, the real solution isn't obvious. Always question the assumptions. #IndustryStories #ProblemSolving

### Post 4: Proactive Advice

**Don't wait for [negative event] to happen in [industry].** The landscape is constantly evolving, and staying ahead means anticipating challenges. Instead of reacting, proactively [specific proactive action, e.g., "invest in continuous team training on emerging technologies"]. This builds resilience and positions you as a leader, not a follower. What's your next proactive move? #FutureProof #[Industry]Trends

### Post 5: Actionable Takeaway

**Ready to elevate your [specific area] in [industry]?** It starts with [first actionable step]. Many get overwhelmed by the big picture, but breaking it down makes it manageable. For instance, begin by [second actionable step, e.g., "auditing your current processes for inefficiencies"]. Small, consistent actions lead to significant progress. What's the first step you'll take? #ActionableTips #GrowthMindset

---

## Prompt #3: Instant FAQ Generator for Time-Wasting Emails

**Use Case:** Eliminate repetitive back-and-forth with clients.

**Prompt:** > *Act as: A customer service expert in [industry]. Task: Write a professional FAQ section to reduce email inquiries. Tone: Clear and proactive. Audience: Prospects and new clients. Length: 7–10 Q&A entries. Include: The most common questions I get. Constraints: Simple, helpful answers. Output: FAQ section.*

**Quick Use:** *Copy, paste, and update [industry] in your GPT, run it, FAQ is ready in 1 minute.*

**Why It Works:** Clears up common confusion with one document. Prevents time drain from email ping-pong.

**Sample Output:**

### Frequently Asked Questions

Here are answers to some of the most common questions we receive. If you don't find what you're looking for, please don't hesitate to contact us directly!

Q1: What services do you offer in [industry]?

A: We provide a comprehensive range of services tailored for the [industry] sector, including [briefly list 2-3 core services, e.g., "strategic consulting, operational optimization, and market analysis"]. Our aim is to help you achieve [key benefit, e.g., "sustainable growth and efficiency"].

Q2: How do I get started with your services?

A: Getting started is simple! First, we recommend a brief initial consultation to understand your specific needs. From there, we'll guide you through our straightforward onboarding process, which includes [mention a simple step, e.g., "gathering key information and setting up your dedicated client portal"].

Q3: What is your typical timeline for [a common service or project type]?

A: Project timelines can vary based on complexity and scope. For [example service], a typical engagement might range from [e.g., "4 to 8 weeks"]. We'll provide a detailed timeline and milestones during our proposal phase, ensuring clear expectations from the start.

Q4: How do you communicate with clients throughout a project?

A: We believe in clear and consistent communication. You'll have a dedicated point of contact, and we utilize [e.g., "regular progress reports, scheduled check-ins, and a shared communication platform"] to keep you informed every step of the way.

Q5: What makes your approach unique in the [industry] sector?

A: Our unique strength lies in our [e.g., "data-driven insights combined with a highly personalized approach"]. We don't offer one-size-fits-all solutions; instead, we delve deep to understand your specific challenges and craft strategies that deliver measurable results.

Q6: Do you offer ongoing support after a project is completed?

A: Yes, we offer various levels of post-project support to ensure long-term success. This can include [e.g., "follow-up consultations, performance monitoring, and strategic reviews"]. We're here to support your continued progress.

Q7: How are payments and billing handled?

A: Our billing is transparent and structured. We typically work on a [e.g., "project-based fee" or "retainer model"], with clear payment schedules outlined in our service agreement. We accept [mention payment methods, e.g., "bank transfers and major credit cards"].

Q8: What if I have a question not covered here or need immediate assistance?

A: We're always here to help! For any further questions or immediate support, please reach out to our client success team at [Your Support Email Address] or call us at [Your Phone Number]. We aim to respond to all inquiries within [e.g., "24 business hours"].

## Prompt #4: Ad Copy That Doesn't Sound Like Ad Copy

**Use Case:** Writing Facebook or Instagram ads with personality.

**Prompt:** > *Act as: A conversion-focused copywriter. Task: Write 3 social ad variations promoting my [offer/product/service] in [industry]. Tone: Human, relatable, high-converting. Audience: [Ideal customer segment]. Length: 1–2 sentences for hook, 3–5 for body. Include: Pain point, benefit, CTA. Constraints: Avoid hype. Output: 3 ad copy examples.*

**Quick Use:** Copy, paste, and update [industry] in your GPT, run it, ads are ready in 1 minute.

**Why It Works:** Creates high-performing ads that feel personal, not pushy. Saves 1–2 hours per campaign.

### Sample Output:

#### Social Ad Variation 1

**Hook:** Tired of [specific pain point, e.g., "wasting hours on manual data entry"] in your [industry] business? There's a better way to reclaim your time and focus on what truly matters.

**Body:** Imagine [positive outcome/benefit, e.g., "automating those tedious tasks and seeing your team's productivity soar"]. Our [offer/product/service] helps [ideal customer segment] achieve exactly that, turning [pain point] into [positive transformation]. We focus on practical solutions that deliver real results, without the unnecessary complexity.

**Call to Action:** Ready to streamline your operations? Learn more about how we can help at [Link to Landing Page].

#### Social Ad Variation 2

**Hook:** Feeling overwhelmed by [another specific pain point, e.g., "the constant pressure to innovate but lacking the resources"] in [industry]? You're not alone, and we have a solution.

**Body:** We understand the challenges [ideal customer segment] face when trying to [achieve a goal related to the pain point]. Our [offer/product/service] provides the [specific benefit, e.g., "expert guidance and cutting-edge tools"] you need to [desired outcome, e.g., "stay competitive and drive meaningful growth"]. It's about empowering your vision, simply and effectively.

**Call to Action:** Discover how to innovate smarter. Visit [Link to Landing Page] today.

#### Social Ad Variation 3

**Hook:** Is [common frustration, e.g., "client retention a constant battle"] for your [industry] firm? Let's turn those struggles into lasting relationships.

**Body:** For [ideal customer segment], building strong, loyal client bases is crucial. Our [offer/product/service] helps you [specific benefit, e.g., "understand your clients better and deliver exceptional experiences"], leading to [positive result, e.g., "increased loyalty and repeat business"]. We provide the insights and strategies you need to genuinely connect and grow.

**Call to Action:** Transform your client relationships. Explore our solutions at [Link to Landing Page].

---

## Prompt #5: Plug-and-Play Onboarding Workflow

**Use Case:** Delivering a smooth, fast, client onboarding experience.

**Prompt:** > *Act as: A client success specialist. Task: Create an onboarding guide for new clients in [industry]. Tone: Friendly, organised, clear. Audience: First-time clients. Length: 500–700 words. Include: Welcome note, what to expect, timelines, communication process. Constraints: Keep it simple and branded. Output: Onboarding document.*

**Quick Use:** *Copy, paste, and update [industry] in your GPT, run it, workflow is ready in 2 minutes.*

**Why It Works:** Turns messy, DIY processes into professional client experiences. Saves back-and-forth and builds instant trust.

**Sample Output:**

### Welcome to [Your Company Name]! Your Onboarding Guide

Dear [Client Name],

A heartfelt welcome to the [Your Company Name] family! We are absolutely thrilled to embark on this journey with you and are committed to making your experience with us as smooth, productive, and enjoyable as possible.

This guide is designed to give you a clear overview of what to expect as we begin our partnership. Our goal is to ensure you feel informed and supported every step of the way.

#### What to Expect: Your Journey with Us

Our process is structured to deliver [key benefit of your service, e.g., "exceptional results and a seamless experience"]. Here's a general overview of the exciting steps ahead:

- Initial Kick-off Meeting:** This is where we truly dive deep! We'll schedule a dedicated session to understand your specific goals, challenges, and vision for [area of service, e.g., "your project/business growth"]. This meeting is crucial for us to align our strategies with your objectives.
- Information Gathering & Setup:** Following our kick-off, we'll collect any necessary information or access you can provide (e.g., existing data, brand guidelines, relevant accounts). We'll also set up your dedicated client portal or communication channels, ensuring everything is ready for a smooth collaboration.
- Strategy & Planning:** Our expert team will then develop a tailored strategy or project plan based on our discussions. This includes outlining key deliverables, milestones, and the approach we'll take to achieve your desired outcomes. We'll present this to you for your review and feedback.
- Execution & Collaboration:** Once the plan is approved, we move into the execution phase. This is where the magic happens! We'll be actively working on [mention key activities, e.g., "implementing solutions, developing content, or optimizing processes"]. Your input and feedback will be vital during this stage.
- Review & Refinement:** We believe in iterative progress. At key points, we'll share our work for your review, gather your feedback, and make any necessary refinements to ensure the final output perfectly meets your expectations.

6. **Launch & Beyond:** Upon completion, we'll ensure a smooth launch or implementation of our work. But our partnership doesn't end there! We're here for ongoing support and to celebrate your continued success.

### **Timelines: Keeping You Informed**

We understand that knowing what to expect and when is important. While every project is unique, here's a general idea of our timelines:

- **Within 1-3 Business Days of Agreement:** You'll receive this welcome guide, access to your client portal (if applicable), and a proposed date for our initial kick-off meeting.
- **Within 5-7 Business Days of Kick-off:** We'll deliver your initial strategy or project plan for your review.
- **Ongoing Project Milestones:** Specific timelines for project phases and deliverables will be clearly outlined in your detailed project plan. We'll always keep you updated on our progress and any adjustments needed.
- **Communication Response Time:** We aim to respond to all inquiries within [e.g., "24 business hours"] during working days.

### **Communication Process: Staying Connected**

Clear and consistent communication is the cornerstone of a successful partnership. Here's how we'll stay in touch:

- **Your Dedicated Point of Contact:** You will have a primary contact person from our team who will be your go-to for all questions and updates. Their name and contact details will be shared during our kick-off meeting.
- **Scheduled Check-ins:** Depending on the project, we'll schedule regular calls or video conferences (e.g., weekly, bi-weekly) to discuss progress, address any concerns, and plan next steps.
- **Client Portal/Email:** For day-to-day communication, sharing documents, and tracking progress, we'll primarily use [mention your preferred tool, e.g., "our secure client portal" or "email"].
- **Feedback Loops:** Your feedback is invaluable. We'll build in specific points for your review and input, ensuring your voice is heard throughout the process.

We are genuinely excited to work with you and help you achieve your goals in the [industry] space. We believe in building strong, lasting relationships, and we're confident that together, we can achieve great things.

If you have any questions as you review this guide, please don't hesitate to reach out to your primary contact or email us at [Your General Support Email].

Welcome aboard!

Warmly,

The Team at [Your Company Name]

[Your Website]

---

## Section 2: How to Customize for Your Niche

Each prompt above was written with flexibility in mind. Here's how to make them fit your exact industry, audience, and offer:

- **Replace placeholders** like [industry], [offer], and [ideal customer segment] with your actual niche terms.
- **Tweak tone** to match your brand—add more warmth, edge, or polish as needed.
- **Use examples** from your own experience (e.g., swap “onboarding” with “kickoff session” if you're a coach).
- **Save your best results** in a swipe file or template doc—then reuse and adapt to new scenarios.

Provide background information on your organisation. Place this line before the Prompts above for improved performance.

Background: [Target customer] who [has this problem] can get [this result] through [your solution].

Remember: A 5-minute tweak can make a prompt 10x more effective for your business.

---

## Bonus Section: 15-Minute Daily Prompt Plan

Short on time? Here's how to build momentum with just 15 minutes a day:

- ✓ **Day 1** – Send a pro welcome email with Prompt #1
- ✓ **Day 2** – Schedule 5 social posts from Prompt #2
- ✓ **Day 3** – Publish your new FAQ with Prompt #3
- ✓ **Day 4** – Generate and test 3 ads using Prompt #4
- ✓ **Day 5** – Build or update onboarding doc with Prompt #5

Rinse, repeat, and tweak as needed. That's over 5 hours of saved effort—without hiring anyone or compromising quality.

---

### Before & After Time Comparison: 5 Expert AI Prompts

See how much time you save using these expert-crafted AI prompts compared to doing the same tasks manually. These estimates are based on typical time spent by solopreneurs and small business owners.

| Task                                      | Before (Manual)                            | After (With Prompt)                      | Time Saved      |
|---|--|--|-----------------|
| <b>Client Welcome Email</b>               | 1-2 hours (writing, editing, overthinking) | 5-10 minutes (prompt use + slight edit)  | ≈ 1.5 hours     |
| <b>Social Media Post Creation</b>         | 3-4 hours/week (5 posts)                   | 15-20 minutes (all posts at once)        | ≈ 3.5 hours     |
| <b>Answering Repetitive Client Emails</b> | 30-60 minutes/day                          | 10 minutes (build FAQ once)              | ≈ 3+ hours/week |
| <b>Writing Social Ad Copy</b>             | 1-2 hours per ad set                       | 15 minutes (3 variations auto-generated) | ≈ 1.5 hours     |
| <b>Creating Client Onboarding Docs</b>    | 2-3 hours (drafting & formatting)          | 20-30 minutes (prompt + polish)          | ≈ 2.5 hours     |

## Conclusion & Next Steps

Time-Poor Taylor, you don't need to do it all manually. You don't need to settle for generic AI that misses the mark.

These 5 expert prompts were crafted for people like you—ambitious, capable, but just **stretched too thin**. With just one use, you'll save time. With consistent use, you'll scale smarter and show up like a brand that means business.

### What's next?

Want more like this?


Explore 50 niche prompts in 30 industries at [www.expertai-prompts.com](http://www.expertai-prompts.com)

Or... just start with the one that will save you the most time today.

Let AI do the heavy lifting. You focus on what matters most.

## Quick Reference: 5 Expert AI Prompts That Save 5 Hours This Week


### 1. Done-For-You Client Email

 Use: Send welcome emails that convert in under 60 seconds.

 Prompt:

Act as: A friendly yet professional business consultant. Task: Write a welcome email for a new client in [industry]. Tone: Warm, clear, and expert. Audience: First-time clients. Length: Under 200 words. Include: Summary of services, onboarding link, and warm close. Constraints: Avoid jargon. Output: Email ready to send.


### 2. Authority-Building Social Posts

 Use: Write 5 credibility-boosting posts for your audience.

 Prompt:

Act as: A thought leader in [industry]. Task: Write 5 short-form posts to position me as an expert. Tone: Helpful, credible, and insightful. Audience: Ideal clients. Length: Under 150 words each. Include: A mix of tips, mini-stories, and common mistakes. Constraints: Avoid sounding robotic. Output: 5 posts.

### 3. Instant FAQ Generator

 Use: Cut email back-and-forth with a single doc.

 Prompt:

Act as: A customer service expert in [industry]. Task: Write a professional FAQ section to reduce email inquiries. Tone: Clear and proactive. Audience: Prospects and new clients. Length: 7–10 Q&A entries. Include: The most common questions I get. Constraints: Simple, helpful answers. Output: FAQ section.


### 4. Human-Sounding Ad Copy

 Use: Create 3 social ad variants with personality.

 Prompt:

Act as: A conversion-focused copywriter. Task: Write 3 social ad variations promoting my [offer/product/service] in [industry]. Tone: Human, relatable, high-converting. Audience: [Ideal customer segment]. Length: 1–2 sentences for hook, 3–5 for body. Include: Pain point, benefit, CTA. Constraints: Avoid hype. Output: 3 ad copy examples.

### 5. Onboarding Workflow Guide

 Use: Deliver a smooth onboarding experience.

 Prompt:

Act as: A client success specialist. Task: Create an onboarding guide for new clients in [industry]. Tone: Friendly, organised, clear. Audience: First-time clients. Length: 500–700 words. Include: Welcome note, what to expect, timelines, communication process. Constraints: Keep it simple and branded. Output: Onboarding document.